

## Take Full Control of Your Cards with MyCardRules™

### What is MyCardRules?

**MyCardRules** is an easy-to-use mobile app that lets you add many types of controls to your debit or credit cards.

Manage all of your card transactions right from your mobile device. You control how, when, where and who uses your cards. Plus, being in control of spending and usage gives you another layer of security and a little extra peace of mind.

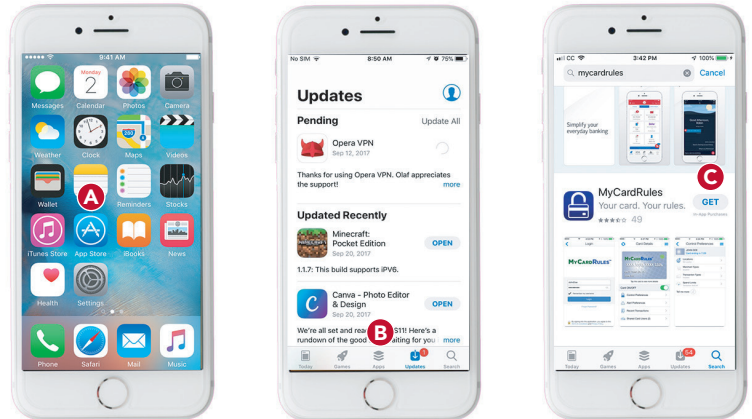


### Follow These Steps to Download MyCardRules

#### If you have an iPhone:

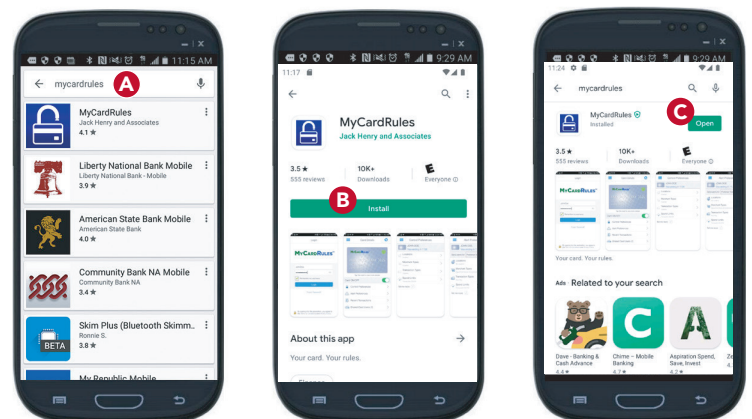
1. On your Home screen, find and tap the App Store icon **(A)**
2. Next tap the Apps icon **(B)** (at the bottom)
3. Tap Search (magnifying glass icon at the bottom right) and enter **"MyCardRules"**
4. Scroll until you see the **"MyCardRules"** icon, tap it and tap GET to install it **(C)**

Note: You may need to sign in to the iTunes Store to complete your installation



#### If you have an Android Phone:

1. Tap the Apps icon on the bottom of your home screen
2. Then tap the Play Store icon
3. In the search box, type **"MyCardRules"** **(A)**
4. Find the **"MyCardRules"** icon and tap it to go to the details page
5. Tap **INSTALL** **(B)**. It's the green button just beneath the name of the app
6. Click **"ACCEPT"** on the next screen and the app will begin downloading to your phone
7. Once the app installs, the green **"INSTALL"** button will change to **"OPEN"** **(C)**
8. Click **"OPEN"** to go to the log in screen where you can set up your user account



# Take Control of How, When, Where and Who Uses Your Card

## Here's How to Get Started with MyCardRules

### After you download MyCardRules:

Select **"New User" (A)** and simply enter your card information. You'll need to provide:

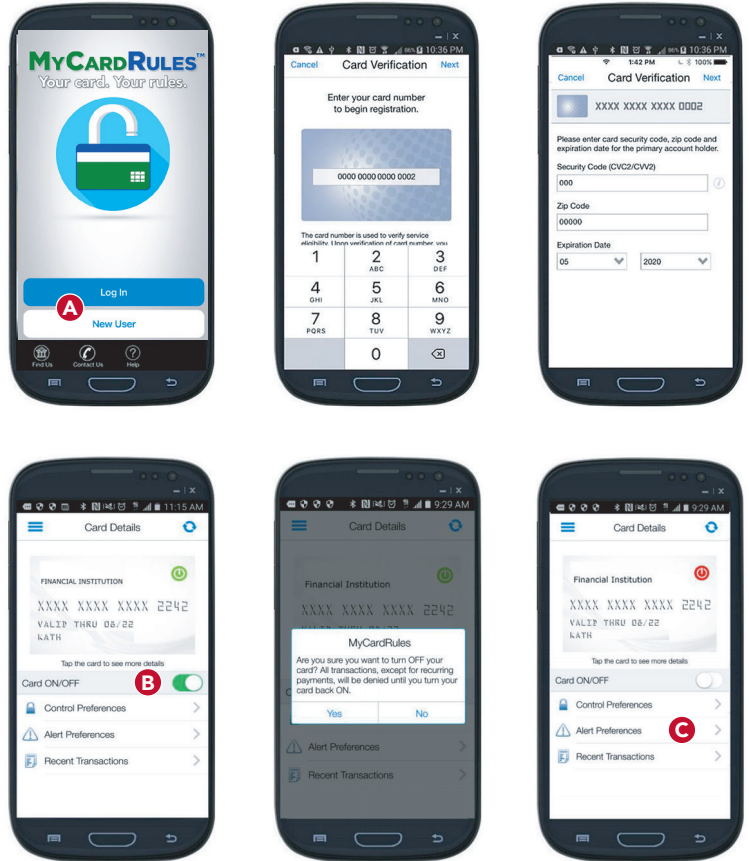
- Your card number
- The expiration date
- Security code (back of your card)
- A username and password

### Set controls on all your cards.

For example, you can:

- Turn your card on or off **(B)**
- Set limits based on a certain dollar amount, transaction type or merchant type
- Get instant alerts when a card is used or for certain types of transactions (i.e., when the card is declined) **(C)**
- Choose a specific region where the card can be used or restrict usage based on your mobile device's location

Best of all, managing your cards with **MyCardRules** is safe and secure. Your account is password-protected and highly encrypted.



Requires iPhone with iOS 9.0 or above. Compatible with iPhone, iPad and iPod Touch. Apple, the Apple logo, iPhone and iPad are trademarks of Apple, Inc., registered in the U.S. and other countries. App Store is a service mark of Apple, Inc. iOS is a trademark or registered trademark of Cisco in the U.S. and other countries and is used under license.

Requires Android 5.0 or above. Google Play, the Google Play logo and Android are trademarks of Google LLC. Use of this trademark is subject to Google Permissions.

## Your Card. Your Rules.

**MyCardRules** is truly a better way to manage your cards. Because whether you want to stop certain types of transactions, limit spending on specific transactions or simply get notified about card activity, **MyCardRules** gives you the certainty and security you need.

Best of all, you're always in control. You set the rules and you create the restrictions and alerts that meet your specific spending preferences.

Company administrators can enroll and manage multiple business cards creating transaction alerts and individual card spending restrictions.



**Control all your cards right from your mobile device. Get MyCardRules today.**